

THE FOUR WHEEL INDEPENDENT

CHAPTER 170 EST. 1976



Our next meeting
July 11, 2023

Our next meeting will be held at Hoss's Restaurant in West York, PA. Come join us for dinner at 5:30pm. The meeting will begin at 6:30pm.

Happy
4TH OF JULY

TABLE OF CONTENTS

- VP RAMBLINGS
- NOSTALGIA - ROAD AMERICA 1968
- CORSA NEWS
- TECH TIPS: ENGINE COOLING TIPS
- CORVAIR COOKS CORNER
- CAPTION THIS CONTEST
- UPCOMING EVENTS

CPCC CLUB OFFICERS



PRESIDENT
JOHN Berkheimer
 403 Dart Drive
 Hanover, PA 17331
 (717) 632-5617



VICE-PRESIDENT
John Johnson
 550 Gross Road
 Fawn Grove, PA 17321
 (717) 586-5139



SECRETARY
Earl Holmes
 1511 Hicks Drive
 Dauphin, PA 17018
 (717) 991-7341



TREASURER
Dave Steigauf
 599 Westfield Drive
 Landisville, PA 17538
 (717) 898-7927

BOARD MEMBERS



Bruce Culp
 5565-2 Montgomery
 Church Road RD #2
 Greencastle, PA 17225
 (717) 593-0723



Joe Darinsig
 1751 Chesley Road
 York PA 17403-4001
 (717) 668-4414



Linda Enfield
 1925 High Point Road
 Felton, PA 17322
 (717) 244-7181

NEWSLETTER/WEBSITE EDITOR



Carol Trimper
 30 Wheaton Drive
 Littlestown, PA 17340
 (717) 451-4290

CLUB PHOTOGRAPHER



Lou Trimper
 30 Wheaton Drive
 Littlestown, PA 17340
 (717) 451-4289

Join Our Facebook Page



In Facebook, search for **Central Pa. Corvair Club** and request to join the group. Any questions, please contact Joe Darinsig at (717) 668-4414.

Corvair Ranch



Located at:
 1079 Bon Ox Road
 Gettysburg, PA 17325
 Phone: 717.624.2805
 Email: findit@theranch.today
 Website: <https://corvairranch.com>

The Ranch Provides...
 New & Used Parts
 Full Mechanical Service
 Remanufactured Engines
 Body & Interior Restoration

NEWSLETTER INFORMATION

Please send your stories, ideas, recipes, photos, and comments directly to Carol at lcl@pa.net. Preferred format for electronic submission of documents is MS Word and format of pictures should be JPEG. Deadline for submitting information is the 20th of the month for the next month's publication.

The Four Wheel Independent is a monthly publication of the Central Pennsylvania Corvair Club (CPCC), Charter Chapter #170 of CORSA. Articles may be reprinted in any CORSA Chapter publication, as a service to CORSA members, provided credit to the author and this newsletter is clearly stated. The Four Wheel Independent newsletter may use material from many sources and may not give appropriate credit. If your material appears without acknowledgement, we thank you for your contribution. It was used in good faith to help preserve, maintain, drive, and enjoy our CORVAIRS!

Newsletters can be found on our website: <http://www.centralpacorvairclub.org/>.



Engine Cooling Tips

By Mike Dawson, HACOA Preventive Maintenance, dated 10/15/2013, Special thank you to Mike for another awesome article.

Some improvement items require major engine work and would be on a list of things to do when that occurs; others are easily completed. Previous owners may have done strange things so be thorough. The more you can accomplish the better the engine will perform and the longer it will last, however, you cannot properly cool a worn-out engine with high blowby, so be aware of that. The Corvair engine was expanded from 80 to 180 horsepower with almost the same cooling system.

First, simply make sure your engine cooling system is functioning properly in its stock condition:

- The single most common cause of significant overheating is a mouse nest on top of the head or cylinders under the top cover. Lower shrouds can also be mouse houses.
- Check for proper belt tension & length, correct pulley diameter, and fan bearing height.
- Lower shroud exhaust air doors must work properly – check that they do not hang up on sheet metal.
- All engine cooling sheet metal must be in place and seal any leaks around the top cover at the heads.
- All engine to body seals must be in place.
- Check for proper spark plug boots, dipstick grommet, vent tube seal, and fresh air hose installation.
- All vent tubes must be clean and you must use the correct size of fixed orifice or correct PCV valve.
- Use the correct weight of clean oil in the crankcase and you could choose synthetic lubes.
- Air baffles must be in place under the cylinders.
- Heat shields installed between all mufflers and valve covers – aluminized mufflers do reduce heat.
- Oil cooler cover in place over the (clean) cooler and side plates installed on the 12-plates.
- Recirculation plate installed for summer if applicable (or block the recirculation holes).
- For automatics, the access cover on the converter housing needs to be installed.
- Check for bent exhaust pipes or loose baffles in mufflers.
- Check the air inlets from the outside on Greenbriers for loose insulation.



Head work: De-flashing and cleaning the heads can be done by removing the top shroud and lower heater shrouds, putting a light on the floor and using a long 1/8 drill bit, key hole saw and other tools to remove dirt and aluminum flashing from the finned head areas. In particular check the holes next to the spark plugs and 140 heads are the worst because of fewer and smaller passages. If you have the heads off, you can remove the valves and clean up the runners in both intake and exhaust areas with rotary burrs. If you are rebuilding the engine and using oversize pistons, you may want to consider using cylinder spacers to bring the compression back to original.

Carburetor work: The carburetors must be balanced off idle to ensure that one carburetor does not lead the other when accelerating or cruising. Out of balance will cause ping, overheating and poor mileage. Correcting this may include replacing or repairing the cross shaft, down links, throttle shaft holes and look for loose throttle shaft ends where they are peened. Check that there are no vacuum leaks to include base gaskets, balance tube hoses, vacuum advance ports, vacuum modulator hoses, choke pull-offs and PCV hoses. Disassemble carburetors to match venturi clusters and re-jet carburetors to 0.052 0.055 depending on your preference. Be sure all parts match between both carburetors and that the specs match. If you have hot idle valves, be sure they are open at idle and closed off idle.

Distributor work: Look for a worn distributor shaft inside the distributor cam (where you are supposed to place grease). Check the pivots, weights and springs for wear and lube everything that moves. Check the breaker plate pivot for wear, a common cause of ping and loss of power. Check the vacuum advance. All of the distributor curves are published in pamphlets and you can use a tachometer and timing light to check your distributor performance. Distributors can be a significant cause of overheating if they do not function properly for your engine.

Oil coolers: Installing a 12-plate cooler on an engine without one would be a good upgrade. It does require sheet metal modification (cutting on late models and some welding on early models) and the 12-plate cooler uses a longer bolt, bigger cover, and end plates that keep the air directed out of the engine compartment. If you already have a 12-plate, be sure you have the end plates installed (you can install end plates on an 8-plate).

Additional cooling items:

- I checked FC engine temperature on a two-way highway run with heater shrouds on and shrouds off. My temperature gauge showed a 40-degree difference. Others have reported a 25 – 70 drop. The initial warm up time is longer but in the heat of the summer I would think the gain in lower operating temperature would easily be worth the tradeoff. Be sure your choke coils are tight after you remove the shrouds in case a rivet is missing.
- I also like to avoid extended tip spark plugs because they start the flame front closer to the piston. The engineers would have used an extended tip if they thought it was a good idea – which they never did.

Be sure the inlet fuel line on the left side of the engine is not touching the head; the additional heat added to the fuel can cause vapor lock in the fuel pump.

Continued on Page 5



CPCC Annual Potluck Picnic & Pool Party

June 17, 2023



PINEAPPLE DREAM DESSERT

Taken from the internet "Amanda's Cookin"

Ingredients:

Crust:

2 1/2 cups graham crumbs 2 sleeves
1/2 cup unsalted butter

Instructions:

Preheat oven to 300 F.

Melt butter in the microwave and allow to cool. Combine the crumbs and butter and toss together until incorporated. Press 2 cups of the crumb mixture firmly into an 9x9 square pan and bake for 8-10 minutes. Place on wire rack to cool.

Beat the cream cheese and butter together until creamy. Turn the mixer down to low and add the powdered sugar one cup at a time until incorporated. Turn up and beat well for 1 min. Add heaping tablespoons of drained pineapple and stir in with rubber spatula. Spread the cream cheese & pineapple mixture over crust. Fold the remaining pineapple into the Cool Whip and spread on top of the cream cheese mixture. Sprinkle the remaining graham cracker crumb mixture on top. Refrigerate for a least 4 hours or overnight (preferred).

Layers:

2 cups powdered sugar sifted
1/2 cup unsalted butter softened
4 oz cream cheese softened
8 oz Cool Whip fat-free
20 oz crushed pineapple drained well



Engine Cooling Tips

(continued from page 3)

- If you have an air-conditioned car, be sure and clean the condenser. I have a '66 style condenser so I extended the air cleaner intake with a hose to pick up air from in front of the condenser. The modification included relocating the vent tube hole so I could turn the air cleaner. This puts cooler air into the carburetors and adds available air for cooling that is not being sucked in the air cleaner. Might be hard to prove that last one.
- For those not familiar, air-cooled engines run hottest under a load in high gear on the highway and coolest while driving slow or idling (they do not overheat in a parade!).
- The 61-63 fan moves the most air (7%?), the 6469 uses the least power and is easier on belts.
- There are other things: finned pans, valve covers, special paint, modified heads, washers in the drain tubes next to the exhaust tubes, remote oil coolers, etc.

The following information is extracted from the CORSA Technical Guide

140 Engines: The change to the larger valves necessitated fewer and smaller air slots. Add this to the increase in performance and it is easy to see why a 140 will run hotter than the 80/110 engines. Milton Binon submitted an article for the Tech Guide in which he took the time to count and measure the air-cooling slots and compare the difference between the 140 and all the other heads. This is what he documented:

Number of air slots	Length of air slots
95: 62	95: 39 inches
140: 58	140: 29 inches

"There is a large air hole in the fins that cools the back side of the combustion chamber. On a 95 this hole is almost square and is big. On a 140 there is only a narrow slot. Measured in square inches, the air hole is 40% smaller on a 140."

Based on the above information, it is obvious that you would need to be especially diligent with cleaning and de-flashing a 140. Below is a chart that was submitted by Bob Helt, taken from original GM testing.

EFFECT ON OPERATING TEMPERATURE

CHANGE	SPEED IN MPH	CHANGE IN OIL TEMPERATURE DEGREES FARENHEIT	CHANGE IN HEAD TEMPERATURE DEGREES FARENHEIT
A.I.R. Option	80	+22	+22
Air conditioning in 100 degree fahrenheit ambient with 1966 style condenser	60 80 W.O.T.	+30 +23 +28	+36 +30 +35
Early model 1850 cfm fan	60 80 W.O.T.	-9 -11 -4	-15 -13 -5
12-Plate oil cooler Instead of 8-Plate	80	-16	----
Oil cooler side shield	80	-7	-10
Louvers in lower shrouds	60 80	-7 -9	-14 -13
Remove lower shrouds	60 80 W.O.T.	-14 -18 -18	-24 -28 -24

Aftermarket head temperature gauges are available from several sources. The one that I have used regularly is a VDO unit (310901), which costs 87.74. This includes complete wiring and sending unit for a Corvair. It does not include a mounting panel.

A good plan would be to install one of the temperature gauges prior to addressing the above items and then watch your temperature go down!


CORVAIR DAY

SPONSORED BY: CENTRAL PENNSYLVANIA CORVAIR CLUB

BEST OF SHOW | DRIVER CLASS | SHOW CLASS

SEPTEMBER 16, 2023

9AM - 3PM



Owner: Bob Holt, Bel Air, MD
Corvair Day 2022 Best of Show

LOCATION:

Eastern Museum of Motor Racing
100 Baltimore Rd
York Springs, PA 17372

INFORMATION:

Call John Berkheimer at
(717) 632-5617 or
email: jhbmail1@comcast.net

Registration form and directions can be found on our website: <http://www.centralpacorvairclub.org/>

UPCOMING EVENTS

July	
11	CPCC Club Meeting at West York Hoss's in York, PA. Dinner: 5:30pm, Meeting: 6:30pm.
18	CPCC Club Event Breakfast at Shady Maple/Morgantown Classic Auto Mall. Group should meet at Shady Maple for breakfast at 9am. Shady Maple is located at 129 Toddy Drive, East Earl, PA Phone: 717-354-8222. Website is https://www.shady-maple.com . All you can eat Breakfast Smorgasbord is \$12.99. We will then leave no later than 10:15am and head to Morgantown. Tom & Becky Zinn will lead the group to the mall. Please contact JOHN Berkheimer if you are planning to attend. This event will be finalized at the July Club Meeting. NOTE: A group will be leaving from Hanover at 7:30am. If you would like to join the group and follow them up to the restaurant, please contact JOHN Berkheimer.
August	
8	CPCC Club Meeting at West York Hoss's in York, PA. Dinner: 5:30pm, Meeting: 6:30pm.
10	CPCC Club Event "Historic Chief Uncas Boat Excursion" Join us for this nautical journey on the Susquehanna River. The Susquehanna National Heritage Area bought the 1912 Elco Electric Motor Launch last year to replace its pontoon boat for its popular River Discovery Boat Tours. Since that time, the watercraft has undergone repairs and upgrades. We will meet at Rivertown Restaurant (960 Hellam Street, Wrightsville, PA (717-252-3184) and leave promptly at 9am. Please contact John or Sandy Johnson (contact info on page 2) to let them know you are planning to attend as we don't want to leave the restaurant until everyone has arrived. We will caravan to the boat and arrive by 10am. After the boat excursion, the group will head over to Samuel Lewis State Park in Wrightsville for lunch. Everyone should "Bring Your Lunch" or you can stop at places near the park and pick up a pizza, sandwich, etc. They have purchased 20 tickets, but they are going fast. Don't delay and sign up for your tickets now. We will notify attendees if trip is cancelled due to weather.
September	
16	CPCC Corvair Day at EMMR. Additional information can be found on page 6 and registration form can be found on page 8 of this newsletter.
30	Pizza Party at Duane & Jacquie Aldrich's home (928 Range Road, York, PA). Sauce, Pepperoni, Mushrooms, Cheese, & Onions provided. Bring a topping to share if you want other options and don't forget to bring your lawn chair. Please RSVP to dwaldrichjr@gmail.com by September 20th so they know how much pizza dough to make. Call 717-285-9649 if you need directions.
October	
10	CPCC Club Meeting at West York Hoss's in York, PA. Dinner: 5:30pm, Meeting: 6:30pm.
21	CPCC Club Cruise to Kings Gap and Mr. Ed's Candy Store, with lunch at The Bam Resort (Grand Opening: Summer 2023) Time and departure location is TBD. Watch for additional details in future newsletters. FYI: The Bam Resort is the former Boyd's Bear Facility at 75 Cunningham Road, Gettysburg, PA. Website: https://thebampa.com .
November	
4	Masonic Village & Elizabethtown Model Railroad Club Tour. Everyone will meet at the Mountville Exit off Route 30 at Rutter's at 1:30pm. After tour, the club will caravan to a nearby restaurant for an early dinner. It is suggested that everyone eat lunch before you meet the group. We will eat an early dinner at a nearby restaurant. Additional details will follow in future newsletters.
14	CPCC Club Meeting at West York Hoss's in York, PA. Dinner: 5:30pm, Meeting: 6:30pm.
December	
	No Club Meeting This Month





44th Annual Corvair Day

hosted by
Central Pennsylvania Corvair Club
(Chapter 170)

This is a Corvair Only Show. Winners must be present to receive awards.

WHEN
SEPTEMBER 16, 2023
9AM - 3PM (Rain or Shine)



REGISTRATION
9am - 12pm
PRE-REGISTER BY AUGUST 31, 2023
\$12 Pre-Registration
\$15 Door

WHERE
Eastern Museum of Motor Racing

INDOOR/OUTDOOR
VENDOR SET-UP FREE

100 Baltimore Road, York Springs, PA 17372
**GPS Address for Latimore Valley Fairgrounds (a part of EMMR)*
314 Latimore Valley Road, York Springs, PA 17372 (map on back of this flyer)

PROCEEDS
All proceeds from this event go to
Salvation Army of Harrisburg, York, and
Lancaster counties, Sgt. Mac
Foundation and Wounded Warrior
Project.

FEATURING • **Food:** (breakfast sandwiches, hamburgers, hot dogs,
drinks, and much more) • **Silent Auction** • **50/50** • **Free Dash**
Plaques • **Door Prizes** •

Corvair Day 2023 Registration Form

SHOW _____

DRIVER _____

DON'T JUDGE _____

PLEASE PRINT INFORMATION BELOW CLEARLY

Name: _____ Spouse/Friend: _____
 Address: _____ Email: _____
 City: _____ State: _____ Zip: _____
 Phone #: _____ Cell #: _____

VEHICLE INFORMATION:

YEAR: _____ MODEL: _____ BODY: _____ ENGINE: _____ COLOR: _____
 YEAR: _____ MODEL: _____ BODY: _____ ENGINE: _____ COLOR: _____

FEES:	Quantity	Pre-Registration Deadline 8/31/23	Day of Event	Total
Registration/People's Choice (Per Car)	_____	\$12.00	\$15.00	\$ _____

MEMBERSHIPS:

CORSA (New Membership)	_____	NA	\$45.00	\$ _____
Central Pennsylvania Corvair Club NEW	_____	1 Year = \$16.00		
RENEWAL	_____	2 Years = \$30.00		\$ _____

CHECK or MONEY ORDER PAYABLE TO:
Central PA Corvair Club
c/o Dave Steigauf, 599 Westfield Drive, Landisville, PA 17538

Total Due \$ _____



MINUTES FROM JUNE 17, 2023 CLUB MEETING

Submitted by Carol Trimper

The meeting was called to order at the Annual Potluck Picnic and Pool Party Event in Hanover, PA by our President, JOHN Berkheimer.

The Treasurer gave his report in which he stated that:

- * We have a new member; Bill Josuweit. He owns a 64 green Spider.
- * A check was issued to pay for the purchase items for picnic to JOHN Berkheimer in the amount of \$59.87. The clubs balance has a positive balance.

New Business:

- JOHN Berkheimer stated that Mr. Paul Campbell is looking for a late model automatic Corvaair convertible. The information was given to Lou Trimper who has contacted Paul but is waiting to hear back from him.
- JOHN also received an email from Les Roub and he is interested in buying a Series 2, 140hp convertible. If anyone has one available and interested in selling it, please feel free to contact Les at lroub@me.com.
- Dave Steigauf mentioned that Ron Wimer is also looking for a Corvaair. He is interested in an early model, but may consider a late convertible. Ron can be reached at ronaldw64@aol.com.
- CORVAIR DAY:
 - Club will purchase same number of trophies as last year. Duane Aldrich will be contacted to talk about the design.
 - Silent Auction: Everyone is encouraged to start donating items for prizes. This year, we will limit the Silent Auction to 10 prizes.
 - Door Prizes: Everyone is once again encouraged to start donating items. NEW THIS YEAR: All donated items should be "car related."
- UPCOMING EVENTS:
 - Tuesday, July 18: "Breakfast at Shady Maple/Morgantown Classic Auto Mall." Group should meet at Shady Maple for breakfast at 9am. Shady Maple is located at 129 Toddy Drive, East Earl, PA Phone: 717-354-8222. Website is <https://www.shady-maple.com>. Breakfast buffet is \$12.99. We will then leave no later than 10:15am and head to Morgantown. Tom & Becky Zinn will lead the group to the mall. Please contact JOHN Berkheimer if you are planning to attend. This event will be finalized at the July Club Meeting.
 - Thursday, August 10: "Historic Chief Uncas Boat Excursion." John & Sandy Johnson has purchased 20 adult tickets at \$20 per person. If you are interested in tickets, please contact John or Sandy (contact info. on page 2). The Coast Guard requires a list of people on the boat ride, therefore we must know who will be attending in advance. Afterwards, we will head to Samuel Lewis State Park. Everyone should bring their own lunch or plan to stop and pick up a sandwich or pizza near the park in Wrightsville.
 - Saturday, October 21: "Kings Gap tour, visit Mr. Ed's Candy Store, and possibly stop at Peters Orchard". We will then caravan to "The Barn Resort" in Gettysburg for lunch. The Barn Resort is the former Boyds Bear building. Meet Up location and time will be determined at a later date.

Carol announced that the winner of the "Caption This" in the June newsletter was Sue Miller. Sue will receive a prize at the July club meeting.

John Johnson made a motion to adjourn the meeting and seconded by Lou Trimper and the meeting was adjourned. The next meeting will be held July 11th at Hoss's Restaurant in West York, PA.

Attendees

Lou & Carol Trimper	Dave Steigauf
JOHN & Joyce Berkheimer	Linda Enfield
Tom & Becky Zinn	Francis Lovett
John & Sandy Johnson	Bruce Culp

Caption This Contest







Send in your funniest caption for the cartoon and win a prize! Mail your caption to Carol Trimper by July 30, 2023, to email: lcl@pa.net. The winner will be announced at the August meeting.

Nostalgia

Road America Elkhart, Wisconsin September 8, 1963 Pacecar: 1963 Corvair

Submitted by Lou Trimper. Taken from the internet. Photos taken by Henry Ford, Collection of Mr. Dave Friedman 1946-2009,
Website: <https://www.flickr.com/photos/thehenryford/6628078743/in/>



CORSA NEWS

This month, the Digital version of the CORSA Communique was released a week earlier than usual. That's because it is full of information for the International CORSA Convention coming up soon! If you missed that email, log in and click here: [Latest Communiques \(corvair.org\)](#). You can find all the Communique back issues on the website.

Speaking of the convention, it is coming up fast! [CORSA Headlines \(corvair.org\)](#). Here are a few highlights:

- The Convention organizers have fun events set up for all ages! Children can build a valve cover racer-everything included too. And there are parties and dinners and events to participate in and watch.
- Anyone you know who is not a member of CORSA and wants to attend can take advantage of the Convention special offer. \$30 for Digital membership plus get a free copy of Corvair Basics at the convention.
- Be sure to read the rules for the events you signed up for. They are all available on the website. Most require registration prior to the event. Be sure to log in to look for this information. [Policies & Procedures \(corvair.org\)](#)

Summer is here and so are many Corvair Events throughout the country. CORSA supports everyone attending these events! Check them out here [Current and Upcoming Events \(corvair.org\)](#).

Member log in is required to search for CORSA information on the website. While some information is available to the public, member information such as policies and procedures, issues of the Communique and Member Directory is for members only. If you have issues logging in, contact the club office at (630) 403-5010 or email corcluboffice@gmail.com



President's Message

Submitted by JOHN Berkheimer

Our annual picnic was a few days ago. There were only 12 members in attendance, about half of the normal number. Everyone had good food, conversations, and a beautiful day. As usual we had way too much food, no one went home hungry.

We had our planning meeting for Corvair Day at the Eastern Museum of Motor Racing. Duane wasn't in attendance, so we need to discuss trophies at our July meeting. Joe wasn't here so we must get an update on the silent auction and double check on status with EMMR. I know we are on their schedule, but would like to confirm our event.

Paul emailed me that after 800 plus miles, he and Sue arrived at Wisconsin Dells for the CORSA Convention. That is a lot of miles in a Corvair.

I must THANK Paul for covering for me on the newsletter message last month while I was on vacation.

We do have a meeting on Tuesday, July 11th at Hoss' in West York. We will be discussing more on Corvair Day. We also have a cruise scheduled on Tuesday, July 18th, look for information in this newsletter. (Information can be found in the Secretary Minutes and on the Upcoming Events page highlighted in yellow.)

Happy Corvairing,

July

ANNIVERSARY

10th David & D'Ann Ressler

BIRTHDAY'S

2nd Randy Thompson
6th Holly Kirk
6th Nikki Shipp
7th Joe Darinsig

9th Manny Motashaw
10th David Ressler
17th John Berkheimer
28th Neal Lutz



ABOUT C.P.C.C.

The Central Pennsylvania Corvair Club (C.P.C.C.) is a non-profit organization dedicated to the preservation of the Corvair and Corvair powered vehicles. We provide knowledge about the Corvair to our members and other car enthusiasts, as well as hold monthly meetings, events, and social gatherings for the enjoyment of our members.

C.P.C.C. is Chapter #170 of the Corvair Society of America (CORSA). Dues for C.P.C.C. are \$16.00 per year or two years for \$30.00, which must be sent in the form of a check or money order payable to "C.P.C.C." and mailed to C.P.C.C. Treasurer, c/o Dave Steigauf, 599 Westfield Drive, Landisville, PA 17538. Please include C.P.C.C. Membership Application form along with your check.

It is suggested that C.P.C.C. members also become members of CORSA, the national organization. CORSA dues are \$45.00 per year. Dues may be sent to Corvair Society of America, P.O. Box 68, Long Lake, Minnesota USA 55356 or online at <http://members.corvair.org>.

Newsletter submissions should be sent to the Newsletter Editor, Carol Trimper at 30 Wheaton Drive, Littlestown, PA 17340 or email to lcl@pa.net.

All other club inquiries should be directed to the C.P.C.C. Secretary, Earl Holmes, 1511 Hicks Drive, Dauphin, PA 17016.



The Four Wheel Independent

c/o Carol Trimper
30 Wheaton Drive
Littlestown, PA 17340