

Central Pennsylvania *Corvair* Club

MAY 2016

The Four Wheel Independent



Submitted by Joe Darinsig



Remembering Vietnam and the Corvair



U.S. Embassy - Saigon 1967 - Check the Corvair and 1956 Chevrolet by 7th Surgical Hospital (MA) Vietnam

While I was at my Books-A-Million store a few days ago searching for current Corvair articles/references I found a very interesting piece! In a VIETNAM magazine 4/16 (monthly issue), pg.19, was this article:

"Ralph Nader." On March 22, 1966 at a Senate hearing he receives an apology from President James M. Roche for the company's harassment campaign against the author (him) of Unsafe at Any Speed. About a 1/4 page, reference size. I have it listed for Corvair's In Print for next year! Jane Fonda had a short article in this issue but it was a dud. She was hated by Vietnam veterans.... Ralph, not to our liking took preference over her.

Of all magazines would an article like this appear?

Joe

Email Response:

Joe,

I'm kind of ashamed. I am a (long time) **Vietnam** magazine subscriber, and I saw the Nader reference, I should have made note and sent it along to you; I have since passed along that issue to **another Vietnam vet**, I do not ask to get the issues back. You are correct, Jane Fonda is reviled by Vietnam vets, myself included, for her anti-war posture, and her "consorting" with the North Vietnamese by making a visit there in

1972, though there is substantial exaggeration of what she said and did while there; nevertheless, her actions were very demoralizing, I have no desire to ever see her.

For those copied who are not aware, my "Vietnam / Corvair" connection is that my first car, a '65 Corsa turbo coupe, Artesian Turquoise over white (new to me, August, 1966), remained in my Mom and Dad's garage, seeing almost no use during my 13½ month tour (the current day "deployment" term was not in vogue back then) -- as Joe, Dave and Gary know, my Dad would include audio of the running and revved up motor, along with the sweet sound of a toilet flushing, in his and Mom's reel-to-reel audio tapes they sent to me, I was not as good at sending tapes back to them. You would be surprised how much of an inspiration it was to me, knowing my Corsa was back home, waiting for my return.

Also, I recall seeing one 'Vair when in Vietnam, a late model 500 sedan, I think a '66 or '67, while at Tan Son Nhut AFB outside Saigon for a couple of days, I believe the 500 was assigned to a "Field Grade" (Major, LTC or Colonel) USAF

Vietnam continued on page 3

Inside This Issue:

Gettysburg AACA Show	
May Club Meeting	2
Treasurer's Report for March	
Corvair Cooks Corner	
Food Donations Needed for Corvair Day	3
Upcoming Events	4
Corvair Corral	5
C.P.C.C. Garage Tour	
Birthday's of the Month	
Corvair Club Directory	6
Virginia Vair Fair	
May Anniversaries	
Corvair Ranch Open House	7
Collector's Love for Corvairs still strong, even though some have Hit the Road	9
President's Message	
Get Well Soon	
Secretary Minutes	10
How to Take Dents out of Stainless Steel Trim	11
C.P.C.C. Officers and Board Members	12




**41ST
ANNUAL**


**Gettysburg Region
Antique & Classic Auto
& Truck Show
& Flea Market**

**SATURDAY, JUNE 11TH
2016**


**Featuring all
Station Wagons
at
Latimore Valley Fairgrounds**

* See inside or visit our website for details and registration.
www.aacagettysburgregion.org
AACA Membership is not required to register.


May Club Meeting
Tuesday, May 10, 2016



2175 White Street, York, PA.
Dinner at 6 P.M.
Meeting at 7 P.M.



TREASURER'S REPORT			
As Of March 2015			
	Check #	Deposits	Total
Beginning Balance			2001.04
3/31/16		162.00	
4/12/16		46.00	
		Total Deposits	2209.04
Expenses:			
		Total Expenses	0.00
		Total in Bank	2209.04
Cash on Hand			0.00
Submitted Sandra Holmes 4/12/16			2209.04



*Submitted by
Sandra Holmes
CPCCTreasurer*



Newsletter Deadline
June 20, 2016

Corvair **Cooks** Corner



Apple Pound Cake

Submitted by Sandy Johnson



Ingredients:

- 1 cup cooking oil
- 2 cups sugar
- 3 eggs
- 2 tsp. vanilla
- 3 cups unsifted flour
- 1 tsp. salt
- 1 tsp. nutmeg
- 1 tsp. baking soda
- 1 tsp. cinnamon
- 2-3 cups finely cut apples
- ½ cup raisins
- 1 cup walnuts (optional)

Instructions:

- Beat together oil, sugar, eggs, and vanilla.
- Gradually add dry ingredients which have been mixed together. Beat well.
- Add apples, raisins, and nuts, mix well. Batter will be very thick.
- Bake in a large greased and floured loaf pan at 325° for 1 hour and 15 minutes.

If you have a recipe that you would like to share, please email it to Carol at lcl@pa.net.



**Ladies and Gentlemen
Cookies, Cakes, Brownies, Pie, etc..
Your talents are needed!**

I am looking for volunteers who would like to donate bake sale items to our 2016 Corvair Day in September. This year, we will be having a bake sale table. If you can help by donating some goodies, please contact Carol Trimper at lcl@pa.net.

Baker's Needed for Corvair Day

Vietnam (continued from Front Cover)

officer, I should have taken a photo of it on my little "Instamatic" camera.

Enjoy the day, appreciate your freedom...

Ed

1969 Army draftee (pre-lottery), Vietnam 2 Oct 69 - 14 Nov 70

PS: Many strange in-print references over the years, among my favorites was in a book I gave my mother in the 80;'s by **Willard Scott** (she was a fan of his -- on the "Today" Show and as a pitchman for "Smuckers" jelly), he makes remark about his Corvair in that particular book. Also, in a book on the late Yogi Berra, with mention of the Corvair given to him by the Yankees in the early 60's. —**Ed Thompson**

Upcoming Events: MARK YOUR CALENDAR!

June 4

27th Annual Orphan Car Tour, Anne Arundel County, Maryland (near Annapolis) Spend a delightful Saturday in Ann Arundel County in your "orphan" car, with a car show, driving tour and late-afternoon dinner! Come early and display your car in the "Orphan Car Showcase" that starts at 10:00 AM at the Moose Lodge, near Annapolis. Coffee, donuts, drinks and sandwiches may be purchased from Moose volunteers during the morning. At noon you can embark on a driving tour, exploring the rural back roads of Anne Arundel County, MD at your own pace. Your printed directions will include a "query" on items observed along the road and at the refreshment and points-of-interest stops, including private car collections, a one-room school house and scenic spots. At 4:00 PM we gather back at the Moose Lodge for a buffet dinner (reservations postmark by May 28). Afterward, we'll have awards for correct answers to the query, for the longest distance driven to the tour, the oldest car, and the saddest hard-luck story. During Dinner there will be a Slide Show featuring pictures of cars and stops on the tour. Following dinner, Door prizes will be drawn. The Tour is open to "orphan" antique cars—vehicles at least 25 years old that were produced either by now-defunct companies or the discontinued divisions of still-existing companies. As always, the Tour will be held "rain or shine". If it rains, bring an umbrella (and if necessary, drive a modern car). We'll still have a great time with some nice scenery. Join the fun! Bring your friends, family and camera.

June 18

21st Annual AACA CARNival Car Show at AACA Museum 9 am to 2pm (Vehicle registration 8am to 12 noon) on the beautiful grounds of the AACA Museum in Hershey PA. Fun-filled day with all makes, models, and years of vehicles . There will be a special area in front of the museum for Early off-Roaders in honor of our Featured Exhibit in the museum this summer. The show will also include tailgating on the lawn, a 50/50 drawing, family-friendly activities, entertainment, the popular Valve Cover Racing and More! No admission to car show area or for activities. Admission to the museum exhibits is \$12 for adults, \$11 for Seniors, \$9 for juniors and free for children 3 and under and AACA members with their membership card.



July 9

C.P.C.C. Annual Picnic at President John and Joyce Berkheimer's home. Arrive between 1PM - 1:30PM and we will eat at 2PM. Please call (717) 632-5617 or email (jhbmail1@comcast.net) to let them know what you plan to bring. July Club meeting will take place at the picnic. Bring your swimsuit and jump into the beautiful pool.

August 20

Friedensaal Evangelical Lutheran Church Car Show at Jim & Linda Enfield's church located at 9138 White Church Road - Seven Valleys, PA 17360. Car Show 3-7PM, Supper 3-6PM. More details to follow in upcoming newsletters.

September 24

CPCC Corvair Day is held at the AACA Museum in Hershey located at 161 Museum Drive, Hershey, PA 17033. People's choice car show, awards, door prizes, scavenger hunt in the museum, food, refreshments, vendors, evening banquet, and much more. Registration includes admission to the museum. Rain date: Sunday, September 25th.

October 22

CPCC Fall Covered Bridge Tour Additional information will be forthcoming in future newsletters. Mark the date as you won't want to miss this event.





1966-69 Front Grille Bar, new, 9+, \$75.

1965-69 left headlight bezel, new, 9+, \$30.

Used '66 Corsa Hub Caps, (Qty. 2), excellent centers, 8.5+, \$15 each.

1965-69 Taillight Chrome Rings, V.G., 8, \$5 each or four for \$15.

Used 140hp 4x Cross Over Base for Air Filter, with smog fittings from California car, rare, \$20.

Used 1965-1967 110hp Heads, (Qty. 2) #3156759, good cond., \$20 each.

Used 1962-1963, 102hp head #3813516, good cond., \$15.

14" SS Trim Rings, Set of (4), 1 1/2" deep, very good cond., aftermarket, 9.5, \$10.

14" SS Trim Rings, Set of (4), 1 1/2" deep, a few dings, 8, \$8,

14" SS Trim Rings, Set of (4), 2 1/2" deep, V.G., \$10.

Call Joe Darinsig at 717/668-4414 or email joedarinsig@yahoo.com.

Bruce Carlton's 1967 Corvair full blown track car. One of the fastest Corvairs in the country. Won FTD at Lime Rock, Pocono, Summit Point, and Monticello at time trials conducted by NECC Motorsports, just to name a few. If you are looking for one of the fastest SCCA vintage race cars in the country, this is the one. Price \$13,900. The car is built from a 1967 Monza and the original chassis was in above average condition. It has a full cage from end to end-- bars extending to frame members in trunk and engine compartment. Fuel cell mounted in the front trunk area--- 10 or 12 gallons. Front and rear carbon fiber deck lids, pin mounted. Carbon-kevlar drivers seat -- 8 lb including mounting rails. 15 x 7 aluminum Real Wheels brand wheels. Five wheels included. Weight last time it was scaled was 2007 lb total. Fiberglass cross-member for mounting front of drive train. 3.55 posi diff with a double close ratio trans and a lightweight puck type clutch disc. A special autocross transmission is available with a lower ratio 3rd gear for less gap between 2nd and 3rd. The suspension is all heim jointed and has Warren LeVeque's rear camber kit so you do not have to run as much static rear camber as a stock suspension requires. Rear tires last longer. (1/2 degree neg static). Engine -- 3.1 liter Weber carb. Estimated 250 HP never dynoed, but estimated from performance. Very strong from 4000 to 7000 RPM. All oil passage turns radiused, passages under main bearings enlarged, main bearings have additional holes for better oiling. Front oil cooler with Accusump for preoiling engine for cold startup. 94 mm VW cylinders with forged pistons and reworked VW forged rods. The block has the tiebolt holes enlarged (drilled and reamed) for 1/2 in. Allen bolts. The bolts are a "push fit" to form 8 additional dowels for the block or case. The heads started as 140 heads but are fully ported with larger intake and exhaust valves and fabricated bolt-on intake manifolds that have individual runners for each cylinder. Weber carbs bolt directly on these manifolds. The exhaust side has 1 1/2 in slant tube exhausts with modified Corvair headers. Car also has 4 wheel Wildwood 4 piston caliper disc brakes dialed in with brake proportioning valve in car. This is a full out track car with all the top notch gear. Please contact Bruce Carlton directly at 518 885 5048 or bcarlice@yahoo.com for more details on the car. Bruce is a member of the NECC Motorsports board of directors.



C.P.C.C. GARAGE TOUR



**Saturday, June 25, 2016
9 AM**

*Submitted by
Tom & Becky Zinn*

The Central Pennsylvania Corvair Club invites everyone to join us on a garage tour in the Hanover, PA area.

Our first garage will be that of our own Dale and Ann Geiman. While there we will enjoy breakfast refreshments as well as the Geiman's excellent collection of antique cars, bicycles, and memorabilia.

Next, we will travel through scenic Codorus State Park on our way to the home of Wayne Bollinger. Wayne's collection consists of several antique cars and an antique fire truck. He also has a vast collection of fire company and auto related memorabilia.

We will then travel through the beautiful countryside to New Oxford, PA to the home of Ben and Judy Ditzler. Through the years Ben has put together a very nice collection of Chevrolet's from the 50's, 60's, and 70's that I'm sure everyone will enjoy.

Our tour will end at Hanover's favorite hang out for over 60 years, the famous "Tropical Treat". This landmark 50's Drive-In has been owned and operated by the same family for over 50 years. A variety of food and ice cream delights are sure to please everyone's taste. This is an outdoor drive-in so if we were faced with unfavorable weather conditions an indoor restaurant would be an option.

In order to plan our breakfast refreshments we would like to get a close idea of how many members/friends will attend. Please let me know **no later than Monday, June 20th** if you will be joining us. See me in person or call me at 717-632-3060.

More details will follow in next month's newsletter.

Have You Sent in Your Photos Yet?

CENTRAL PENNSYLVANIA CORVAIR CLUB DIRECTORY

Do you ever wish you had a Corvair members phone number or address at your fingertips? I would like to put together a directory for our club, but every members help is needed. If you would like to be included in the directory, please send me the following information. The information will be used in the directory. Photos will be used in future newsletters and CPCC Directory:


1. Name (Husband and Wife Name)
2. Address (City, State Zip)
3. Phone Numbers (Home and Cell)
4. Birthdate(s) and Anniversary
5. Model(s) of Corvair(s) (Year, Color)
6. Four Photos (1. Photo of member, 2. Photo of spouse, 3. Photo of couple and 4 Photo(s) of Corvair(s) . Please submit single photo of each Corvair separately..

Birthdays of the Month

Earl Holmes
May 17th

Rich Heisler
May 28th

We would love to wish you a very Happy Birthday in our newsletter. Please submit your birth date to lcl@pa.net.



The 2016 Virginia Vair Fair

**Celebrating the 50th
Anniversary of the
1966 Corvair!**

Location: The Virginia Vair Fair will be held in Leesburg, Virginia on from May 13 - 15, 2016 at the Leesburg Best Western:

www.bestwesternleesburg.com

726 East Market Street
Leesburg, VA 20176
(703) 777-9400

Ask for the "Corvair Fair" rate to get the \$109 room rate - includes a **real** hot breakfast!

Registration: (see below).

- For additional registration information, contact **Vernon Welsted** at scr914.vlw@earthlink.net.
- Contact **Bryan Blackwell** at bryan@skiblack.com if you need general event information.

Schedule

Friday, May 13

Hospitality room 6 to 10 p.m.
Registration open 7 to 9 p.m.
Friday evening pizza party 7 to 10 p.m.
Valve Cover Races 7 to 9 p.m.
Outdoor vendor setup 6 p.m.

Saturday, May 14

Registration open 7 to 10 a.m.
Hospitality room 8 a.m. to 5 p.m.
Indoor and outdoor vendor setup 8 a.m.
Show set up 8 to 9 a.m.
Vending 9 a.m. to 5 p.m.
People's Choice Car Show 9 a.m. to Noon
Tech Session 10 to 11 a.m.
Driving Tour 2 to 4 p.m.
Dine at your choice of local restaurant from 5 to 8 p.m.
Please join us at 8pm for the awards presentation, cake, coffee and refreshments, back at the Best Western.

Saturday Evening - a Taste of Leesburg!

Rather than a conventional banquet, we invite you to enjoy one of several local restaurants, then join us back at the hotel at 8 for cake, coffee, refreshments, and the awards presentation.

We'll include a guide to local restaurants (and there are many!) in your registration packet.

Sunday, May 15

Vending 9 a.m. to Noon
Scenic drive to the Corvair Ranch for their Open House departs at 10 a.m.

Registration form can be found on Page 8



Lou & Carol Trimper
May 20th

Jim & Linda Enfield
May 25th



Open House:

May 15, 2016

PA Dutch Lunch

Please call in your parts orders before the big day.



NORTHERN VIRGINIA CORVAIR CLUB CORSA CHAPTER 220

Event Pre-Registration (by 4/29/2016)

Please complete the form below and mail, along with your check made out to "Treasurer, NVCC", to: Vernon Welsted, P.O. Box 51, Flint Hill Va. 22627 (Please make check payable to the NVCC)

- Pre-Registration (\$25 per family. NOTE: \$30 at show!) _____
- People's Choice (\$10 per car. NOTE: \$12 at show!)..... _____
- Model Car Show (\$5 per car. NOTE: \$7 at show!)..... _____
- Valve Cover Race (\$5 per car NOTE: \$7 at show!)..... _____
- Scenic Tour (\$5 NOTE: \$7 at show!)..... _____
- Vendor out door space (\$10 per space NOTE: \$15 at show!)..... _____

Note: out door spaces are roughly 8'x15' or one parking space.

Vendor indoor table (\$10 per 4'x8' table. NOTE: \$15 at show!)..... _____

The Awards will be presented Saturday evening at the hotel after dinner.

2016 Vair Fair Shirts:



T-shirts (\$15 each \$18 at the show!)..... _____

Indicate quantity of: MED _____ LG _____ XL _____ 2XL _____ 3XL (\$18 each) _____

Long Sleeved Vair Fair T-shirts (\$20 each \$25 at the show for later delivery!)..... _____

Indicate quantity of: MED _____ LG _____ XL _____ 2XL _____

TOTAL ENCLOSED: _____

The People's Choice will include the following classes:

1966 Corvairs, Survivor, Open, Closed, Forward Control, Specialty/In Progress.

Other than the 1966 class, all classes will include all years. Survivor class will adhere to CORSA Factory Stock Unrestored classification criteria.

On the lines-below please specify the year, model, and license plate number of each car you plan to enter, as well as the appropriate class you plan to compete in. Use additional paper if you plan to enter more than two cars.

Entry	Year	Model	License Plate	Class
1				
2				

Name: _____

Address: _____

City, State, Zip Code _____

Phone Number: () _____ CORSA Chapter: _____

Lets us know your interests for other area attractions so we can attempt to provide some information along with your registration packet at the fair (i.e., malls, Washington D.C. attractions, kid's amusements, etc.).



Submitted by
Steve Hooper

Collector's Love for Corvairs still strong, even though some have Hit the Road

Pete Koehler loves Corvairs – 1960 models, specifically. In fact, his passion for them is so intense that his recent decision to pare down his collection may have been a bit of a surprise to some.

Not to worry, Koehler insists. The sky isn't falling. He simply can't get around like he used to. "It's just a lack of mobility," said the long-time member of the Detroit Area Corvair Club. "It isn't life threatening, just fun threatening."

Koehler's solution was to let some of the cars go. He listed 11 Corvairs on Craigslist last month, and then not-so-secretly hoped they didn't sell. Four of them did, and a couple may be on the verge.

"I thought I'd try to sell a few, and I put decent prices on them," said Koehler, 63. "I figured, if they sell, they sell. If they don't, they don't. I would have been happy if none of them sold ... and I would have been pretty sad if they all had."

During a 38-year career at General Motors – half as a field rep and the other half as an engineer – Koehler gained a deep appreciation for GM automobiles. But he said he caught the Corvair bug long before that.

"I bought my first Corvair in '68 when I was a teenager. I thought, 'Wow, a 4-door sedan with bucket seats for only 10 bucks? What a deal.' It didn't have an engine, but what did I know?" Koehler said with a laugh. "I tried to get it fixed up, and I was appalled by how much money they wanted to charge me, so I started working on it myself. That's where it all started. Eventually it just went crazy."

Koehler, who retired from GM in 2008, was nicknamed "Caveman" by a friend

because of his love for the '60s, and that is evident in his collection. Among the cars that he didn't offer for sale are a 1964 Greenbrier Sportwagon and five Corvair convertibles – a 1962, a '65, two '66s and a '69, the last that Chevrolet built. The '69 is on display at the Chevrolet Hall of Fame Museum in Decatur, Ill.

One of the 1960 models that didn't sell is a Jade Green and White 500 sedan with manual 3-speed transmission. It is the oldest surviving Canadian-built Corvair, and Koehler is hoping to work out a long-term loan agreement to display it at the Canadian Automotive Museum in Oshawa, Ontario.

Another with an uncertain future is a 1960 "Holden" replica that pays homage to early prototypes that were painted flat black and given Australian Holden badges to throw off the competition. Several suitors have expressed an interest in the car.

Among the Corvairs finding new homes was a 1960 custom job nicknamed "Stubby" that was shortened by 18 inches and converted to a 2-door. It was featured at last summer's Michigan Concours d'LeMons, a tongue-in-cheek alternative to the Concours d'Elegance of America.

"Before I started letting some them go, I had 20 Corvairs," Koehler said, then stopped to consider Stubby. "Well, maybe it's more like 19 1/2. Either way, that's far too many for one human being."

"My brother and I used to go to the Carlisle (Pa.) show every year, and we'd see guys selling the same cars year after year after year. They'd promised their wives they would try to sell, but they



always put a number on the car that no one would pay so they could bring it back home."

Koehler didn't pull those shenanigans with his wife, Patty. He promised – and actually parted with some. Of course, this isn't the first time that he's sold a Corvair or two or three or four ...

"It's tough to prove, but I've owned over a thousand Corvairs in my lifetime," Koehler said. "I own them, work on them, sell them and buy more. It's become a little joke around here. We call them 'Corvairs Formerly Owned By Pete' – and there are a lot of them."

Koehler thinks he may have turned over a new leaf, however.

"Do I miss the cars that I've sold? Sure," he said. "Will I build the collection up again? Geez, I hope not."

Author Jeff Peck
Taken from Hagerty.com

THE AVERAGE VALUE OF A

1960 Chevrolet Corvair Monza

900 2dr Club Coupe
6-cyl. 140cid/95hp 2x1bbl

\$7,592

Value data provided by Hagerty
Valuation Tool®



PRESIDENTS MESSAGE

Submitted by
John Berkheimer, CPCC President

Hi Everyone,

We had very good attendance at the March and April meetings, I guess everyone likes Hoss's food. Let's keep the good attendance going, we seem to be hearing some new ideas. Keep them coming, next meeting May 10th. Some good plans are coming together for 2016. I hope everyone marked their calendar for our gathering at the Corvair Ranch Open House, May 15th. Jeff always has plenty of good food, door prizes, and many Corvair enthusiasts to talk cars with. If you need parts from Jeff call ahead so he is ready for you, he gets pretty busy that day. Also keep in mind our club sponsors Jeff's Open House as a Corsa Chapter.

I have been working on correcting a few problems I had on my Corvair. I fixed the headlights which had a grounding problem. The back-up lights were not working, but they are now fixed. I had to replace the rear shift boot and connected the return gas line. Turbo's have a return gas line from the gas filter in the engine compartment to overflow tube going to the gas tank. Years ago I put an in-line gas filter right as the gas comes out of the tank. I replaced that short rubber hose and filter, that cost me about \$6.00. Real cheap insurance to keep dirt out of the carb. I have scheduled to check break shoes, repack front wheel bearings and replace break fluid.

I want to thank a few people who helped when I had a question and I had a lot. Dave is always helpful since he has been there and done that. He also has information on the correct fluids to use. I am always concerned about using the wrong fluids and creating more of a problem. Lou, I always bend his ear on the drive to and from meetings. Jeff at the ranch, where I picked up a few parts was always glad to show me what could be the problem. Of course, my brother Kevin, we always work together and having his lift to use really makes things much easier. I am hoping to have everything finished for our April 30th cruise to Lancaster. Hope to see everyone there.

Happy Corvairing,

No Secretary Minutes
Reported for April 2016

Get
Well
Soon




Get Well Wishes

for

Sandy Holmes

Sandy was operated on earlier this week. If you would like to send her a card, please mail to:

1511 Hicks Drive
Dauphin, PA 17018



How to Take Dents out of Stainless Steel Trim

First, thing to do is to never overlook the condition of the stainless steel trim. It is generally used to finish off the side and back glass and windshield, and can turn dull over the years. It is normal to see trim that has been dented or bent. Heavier and shinier than anodized aluminum, thinner and more durable than pot metal, stainless steel is the only trim you can restore yourself with very little expense. It is advised to practice your techniques on a piece of scrap trim first. Remember, no two dents are the same so you may need to vary your technique to meet the challenge.

1. Remove the trim from the car and lightly spray ink or use a felt tip marker on the area that is dented. Take a fine "mill bastard" file, which can be purchased at any hardware store, and gently scrape it across the marked area. This removes the ink from the level spots, fully revealing the dent(s). It is important to use a very fine file so you don't gouge the surface.

2. Place trim on a good working surface made of plywood. Turn the trim over and locate the dents on the reverse side. Using a punch, gently push on each dent in several spots. This is one of those times you must have patience. Take your time and don't apply a lot of pressure. Constantly examine your progress by re-scraping the surface on the other side with the file. Eventually, the dented area will be flush with the rest of the trim surface. Spend time looking over trim for other smaller dents that may become visible once you have removed the larger

dents. (Photo 1)

3. Even the surface of trim with your file (Photo 2). Make sure to reverse the direction every few strokes to a cross-hatch pattern. If you continue to file in one direction, it will create deeper gouges that will be more difficult to remove later on. It is critical that the file doesn't clog with metal shavings as this can gall the stainless steel.

4. Take a break because you will need patience on this next stage. Using a water-soaked 220-grit sandpaper, remove the scratches left by the file. This will take a lot of time and wet sandpaper (Photo 3). After you have cut through all the file marks, use wet 400-grit sandpaper to take out the scratches left behind by the 220-grit paper.

5. Final polishing requires the use of a polishing/buffer wheel (Photo 4). Some people may not have one so at this point you may want to take your trim to a professional restorer or experienced bodyman for this last step.

If you decide to do it yourself, it is very important that you keep a firm grip on the piece you are buffing and completely concentrate on your work. A buffing wheel turns at several thousand rpms. A piece of metal can easily be ripped out of your hands and result in a serious injury for you or another spectator.

If you want to do this yourself, start with the cutting wheel and use a rough compound to take out the 400-grit sandpaper scratches. Next, you will want to use the flannel buffing wheel with white rouge compound until shiny.

Rub down the part with a soft cloth and then take a few moments to look at your recreated trim (Photo 5)!

This article was taken from *Classic Auto Restorer*/September 1996. Robert Wooley of Customs & Classics in Rossville, TN contributed.



PHOTO 1: Gently push on the dents to return them to their original shape.



PHOTO 2: Lightly even out the surface with a file.



PHOTO 3: Take your time and let the sand paper work for you.



PHOTO 4: Polishing the straightened piece.



PHOTO 5: Straight and Clean.

CPCC OFFICERS

President

John Berkheimer
 403 Dart Drive
 Hanover, PA 17331
 (717) 632-5617
 Email: jhbmail1@comcast.net



Vice-President

John Johnson
 550 Gross Road
 Fawn Grove, PA 17321
 (717) 456-5139
 corvair@zoominternet.net



Secretary

Earl Holmes
 1511 Hicks Drive
 Dauphin, PA 17018
 (717) 921-8124
 Email: earlzgames@comcast.net



Treasurer

Sandy Holmes
 1511 Hicks Drive
 Dauphin, PA 17018
 (717) 921-8124
 Email: w061772@comcast.net



Board Members

Jim & Linda Enfield
 11925 High Point Road
 Felton, PA 17322
 (717) 244-7181
 Email: jte448@zoominternet.net



Joe Darinsig
 1751 Chesley Road
 York PA 17403-4001
 (717)845-9347
 joedarinsig@yahoo.com



Newsletter/Web Editor

Carol Trimper
 30 Wheaton Drive
 Littlestown, PA 17340
 (717) 359-0712
 Email: lcl@pa.net



Club Photographer

Lou Trimper
 30 Wheaton Drive
 Littlestown, PA 17340
 (717) 359-0712
 Email: lcl@pa.net



Central Pennsylvania Corvair Club

The Central Pennsylvania Corvair Club (CPCC) is a non-profit organization dedicated to the preservation of the Corvair and Corvair powered vehicles. We provide knowledge about the Corvair to our members and other car enthusiasts, as well as hold monthly meetings, events, and social gatherings for the enjoyment of our members.

CPCC is Chapter #170 of the Corvair Society of America (CORSA). Dues for CPCC are \$16.00 per year or two years for \$30.00, which must be sent in the form of a check or money order payable to "CPCC" and mailed to CPCC Treasurer, Sandra Holmes, 1511 Hicks Drive, Dauphin, PA 17018. It is suggested that CPCC members also become members of CORSA, the national organization. CORSA dues are \$45.00 per year. Dues may be sent to CORSA, P.O. Box 607, Lemont, IL 60439-0607 or online at <http://members.corvair.org>.

Newsletter submissions should be sent to the Newsletter Editor, Carol Trimper at lcl@pa.net. Mailing address is 30 Wheaton Drive, Littlestown, PA 17340.

All other club inquiries should be directed to the CPCC Secretary, Earl Holmes, 1511 Hicks Drive, Dauphin, PA 17018.



The Four Wheel Independent
30 Wheaton Drive
Littlestown, PA 17340