

The Four Wheel Independent
Corvair Day

September 24, 2016
 (Rain Date: September 25, 2016)

CPCC Corvair Day is held at the AACA Museum in Hershey located at 161 Museum Drive, Hershey, PA 17033. People’s choice car show, awards, door prizes, scavenger hunt in the museum, food, refreshments, vendors, evening banquet, and much more. Registration includes admission to the museum. Registration form can be found on Page 4. Last day to pre-register is August 31, 2016.

Inside This Issue:

C.P.C.C. Officers Corvair Day Raffle Ticket Drawing Instructions	2
Treasurer’s Report for August 2016 Presidents Message Upcoming C.P.C.C. Meetings Carlisle Truck Nationals	3
Corvair Day 2016 Registration Form	4
Secretary’s Minutes for August 2016 Suffering Through the Mental Anguish of Corvair Ownership—Symptoms and Solutions	5
It’s Time for Election of C.P.C.C. Officers PAWS Car, Truck, and Motorcycle Show	6
Valve Guide and Rocker Arm Issues	7
VP Ramblings	8
Gettysburg Olde Getty Place Car Show September Birthdays	9
NSRA Corvair Cooks Corner	10
Fall Covered Bridge Tour on October 22, 2016	11

ATTENTION:

Central Pennsylvania Corvair Club Members

More Bakers Needed!

Seeking Donations for Cakes, Sweets, & Yummy Treats for the C.P.C.C. Corvair Day Event being held on September 24, 2016

A variety of cookies, cakes, muffins, pies, cupcakes, brownies, dessert bars, etc. are needed!

NOTE TO BAKERS: Thank you to those who have volunteered to donate to the Bake Sale. Please package your donations into individual servings (plastics containers, zip lock bags, baggies, etc.). Utensils and napkins will be supplied.



For more information about donating, please email Carol Trimper at lcl@pa.net if you can donate. Please respond no later than September 1, 2016.

C.P.C.C. OFFICERS

President

John Berkheimer
403 Dart Drive
Hanover, PA 17331
(717) 632-5617
Email: jhbmail1@comcast.net

Vice-President

John Johnson
550 Gross Road
Fawn Grove, PA 17321
(717) 456-5139
corvair@zoominternet.net

Secretary

Earl Holmes
1511 Hicks Drive
Dauphin, PA 17018
(717) 921-8124
Email: earlzgames@comcast.net

Treasurer

Sandy Holmes
1511 Hicks Drive
Dauphin, PA 17018
(717) 921-8124
Email: w061772@comcast.net

Board Members

Jim and Linda Enfield
11925 High Point Road
Felton, PA 17322
(717) 244-7181
Email: jte448@zoominternet.net

Joe Darinsig
1751 Chesley Road
York PA 17403-4001
(717)845-9347
joedarinsig@yahoo.com

Newsletter/Web Editor

Carol Trimper
30 Wheaton Drive
Littlestown, PA 17340
(717) 359-0712
Email: lcl@pa.net

Club Photographer

Lou Trimper
30 Wheaton Drive
Littlestown, PA 17340
(717) 359-0712
Email: lcl@pa.net

REMINDER! CORVAIR DAY 2016 RAFFLE DRAWING INSTRUCTIONS

Every year C.P.C.C. holds one car show. This year our car show will once again be held at the AACA Museum located in Hershey, PA on September 24th (Rain Date: Sept. 25th).

Each year we do a fundraiser for the club. If you attend the show, you can purchase a chance to win a \$100.00 VISA Card. However, you do not have to be present at Corvair Day 2016 to win. Feel free to call Sandy Homes at 719-991-0295 to have the tickets mailed to you. The cost is \$1.00 for one ticket or \$5.00 for six tickets. Ask your neighbors, family, friends, and co-workers to join in the chance to win. Just return the completed stubs to Sandy at 1511 Hicks Drive, Dauphin, PA 17018 by September 22nd or feel free to bring them to the show.


The fundraiser is to help keep the club going and keep the dues at a reasonable rate. We also use the monies to help others when a need arises.

Capitol City Cruisers **1st** SATURDAY at the *Roadhouse*

Capitol City Cruisers

are HOSTING a **MONTHLY CRUISE** in 2016

APRIL thru October **4 to 7pm**



1031 Eisenhower Blvd
Harrisburg, PA 17111
Café is open!



Music by
Harry
Loranzo

JULY 2nd
AUGUST 6th SEPT. 3rd & OCTOBER 1st

DOOR PRIZES FREE REGISTRATION

Call Charlie Roberts at 805-1650 or Rod Murray at 579-5440

"Like" us on Facebook!



Submitted by
Sandra Holmes
CPCC Treasurer

TREASURER'S REPORT As Of August 2016

	Check #	Deposits	Total
Beginning Balance			1958.04
8/1/16 Reimbursement Check Charge & New Member			44.60
Total Deposits			2002.64
Expenses:			
7/26/16 CORSA	1196	35.00	
7/29/16 Tom Zinn - Reimbursement	1197	34.36	
7/30/16 New Checks paid for by Sandy Holmes		25.60	
Total Expenses			
	Total in Bank		94.96
			0.00
Submitted Sandra Holmes 8/8/16			1907.68



**Newsletter Deadline
October 20, 2016**

UPCOMING C.P.C.C. MEETINGS

Saturday, September 24th at Corvair Day

Tuesday, October 11th at Hoss's

Wednesday, November 9th at Hoss's

Note: The November meeting is being held on a Wednesday due to Elections




Submitted by
John Berkheimer, CPCC President

PRESIDENTS MESSAGE

My message this month will be dedicated to information on the upcoming Corvair Day, September 24th, with a rain date of September 25th. Hopefully everyone has pre-registered, deadline is August 31st. The Funkana will be held this year instead of a road rally. As always one of the favorite events, the AACA Museum Scavenger Hunt will be held. The car show is a people's choice, show class and driver class. Model car display/contest which we didn't have last year due to the rain, so we will have it this year. Something new this year will be a bake sale. Please package what you bring to sell, such as, brownies - one or two per baggie, depending on how large you cut them. We will have hot dogs and water available at no charge. Door prizes will be pulled throughout the day. We will be selling tickets for two men's prizes and one \$50 Kohl's gift card. The 50/50 tickets will be also be sold. The evening banquet is always a good time to relax and talk Corvairs. Our show is only one day instead of two as before so let's make the best of it. Keep in mind this is the only fundraiser we do which helps keep dues lower, pays for the cost of our web site and the monthly newsletter.

One last thing before I close. It's that time of the year when we have election of officers for 2017. We are always looking forward to someone new to step forward to accept an office. The President, Vice President and Directors job are all available. To hold an office with the Central PA Corvair Club is a prestigious position, only requirement is a paid membership in the club. Unlike the race for the President of the United States, you do not have to be a millionaire.

**CARLISLE
TRUCK
NATIONALS**



Submitted by
Jim and Linda Enfield

The All-Truck Nationals was held on Friday, Saturday, and Sunday, August 5, 6, and 7th at the Carlisle Fairgrounds. There were 1,000 plus trucks of all makes and models on the show field. The weather was sunny and hot. We had a GREAT TIME! Our orange corvan and 2011 Ford Econoline 350 Van brought home 1st place trophies. Lots of people and lots to see. The Big Rig Light Show on Saturday was GREAT, as always.

LAST CHANCE TO REGISTER. DEADLINE IS AUGUST 31, 2016.



.....37th Annual
Corvair DAY 2016

Hosted by Central PA Corvair Club
September 24, 2016

At the AACA Museum, 161 Museum Drive, Hershey, PA
Rain Date September 25, 2016 (This is a Corvair Only Show)



Chapter 170

Name: _____ Spouse/Friend: _____

Address: _____ Children: _____

City: _____ State: _____ Zip Code: _____ Email: _____

<u>Registration Fees</u>	<u>QTY</u>	<u>Pre-Reg Aug 31</u>	<u>On-Site</u>	<u>TOTAL</u>
Family Registration (per car entered) Registration includes 1 ticket to AACA Museum (additional tickets can be purchased at registration), and a dash plaque.)	_____	\$12.00	\$14.00	\$_____
Funkana	_____	\$ 5.00	\$ 5.00	\$_____
AACA Scavenger Hunt (per person)	_____	\$ 4.00	\$ 4.00	\$_____
People's Choice Show	_____	\$ 6.00	\$ 8.00	\$_____
Model Car Display (per Model)	_____	\$5.00	\$6.00	\$_____
Outdoor Vending (10 x 20)	_____	FREE		
Banquet Saturday @ 5:00 PM	_____	\$25.00	\$25.00	\$_____
Child (5-12)	_____	\$10.00	\$10.00	\$_____
Banquet at the Skyline Diner 7511 Allentown Blvd., Harrisburg, PA (within 5 miles of AACA Museum)				
CORSA New Membership	_____		\$45.00	\$_____
Central PA Corvair Club Membership (New _____ Renew _____)			\$16.00	\$_____
2 Years			\$30.00	\$_____
			TOTAL	\$_____

VEHICLE INFORMATION

<u>YEAR</u>	<u>MODEL</u>	<u>BODY</u>	<u>ENGINE</u>	<u>COLOR</u>
1. _____				
2. _____				

Please make all checks or money orders payable to: Central PA Corvair Club, C/O Sandra Holmes, Treasurer, 1511 Hicks Drive, Dauphin, PA 17018. Deadline is August 31, 2016 for Pre-Registration



Submitted by
Linda Enfield

SECRETARY'S MINUTES FOR AUGUST 2016

Meeting was held on Tuesday, August 9th at 7P.M. at Hoss's Restaurant. The meeting was called-to-order by C.P.C.C. President, John Berkheimer. Minutes were read from the last meeting at the picnic in July. Treasurer's Report was given with \$1,958.04 present bank balance.

Old Business:

Antenna Flags will be given to Club Members, since they are not selling.

Anyone having old membership lists, please give them to John Berkheimer.

New Business:

Birthdays and Anniversaries for August were recognized.

John Berkheimer got an email about an upcoming Car Show at the A.A.C.A Museum on September 11th. He handed out flyers for that show.

Dave Steigauf said he will look for some bigger items for Corvair Day to be raffled off.

Joe Darinsig donated items for Corvair Day to be given as door prizes. Linda and Jim Enfield took the items home and will bring them to Corvair Day along with the trophies.

Rock Auto and Clark's will be asked for gift certificates donated for Corvair Day.

Lou and Carol gave an update about the National Convention. They really enjoyed it and look forward to next year's convention. They will bring their pictures to Friedensaal Car Show on August 20th (Jim and Linda Enfield's Car Show).

Corvair Day will not offer free donuts since we are having a Bake Sale table. Everyone was asked bring bake sale items packaged "Ready to Sell".

Dave Steigauf had a short Tech Session on bearings and keeping hubs greased. A good running Corvair is a "Happy Corvair Owner".

It was suggested that all money from Corvair Day be kept separate so we know where we make or lose money. Hot dogs and bottled water will be offered for lunch.

Next Meeting: At Corvair Day, September 24th (25th rain date).

Dave Steigauf made motion to adjourn the meeting and Keith Kahwagy seconded it. Meeting was adjourned.

Attendance:

- | | |
|-----------------------------|-----------------------|
| Ron and Betty Hash | Norm Masenheimer |
| Lou and Carol Trimper | Tom and Becky Zinn |
| Steve and Sue Hooper | Keith Kahwagy and Dad |
| Dave Steigauf | Joe Darinsig |
| John and Sandy Johnson | Bruce Culp |
| Paul and Yvonne Brown | Jim and Linda Enfield |
| Richard and Cynthia Heisler | John Berkheimer |

Three Corvairs were driven to the meeting:

The Hash's, Brown's, and Enfield's.

Suffering Though the Mental Anguish of Corvair Ownership - Symptoms and Solutions

Submitted by Paul Miller

Ever wonder about our "relationship" with Corvairs? Here are some conditions & symptoms that are not only concerning but should be properly addressed by professionals as in mental health types.

The 4-cylinder engine Corvair incident which it happens now again when your pumping gas and the inevitable happens. I had one of those, but it was a 4-cylinder, then one begins reciting the facts. Upon correcting him (it is always a him) their irritation level rises. It is best to consul, agree, and run for cover. Start the car and hope "he" doesn't pursue you. Dangerous type this one and probably not curable. Your problem is overt, honesty, and dangerous too.

The "I had one of those, sold it, and now it is worth umpteen thousand" conversation. Again, agree and causally mention your very car is for sale right now for the sum indicated. Pray it becomes a cash transaction. Smile whilst going to the bank. Your problem the fictitious belief you can actually make money from your Corvair is a flagrant disregard from reality. Try to explain it to your shrink.

It's Time for Election of C.P.C.C. Officers

John Berkheimer would like to step down as President of C.P.C.C. and if this happens, he and I are going to take a tour of America in his Corvair? Do you want to go?

Sure, he and other officers of C.P.C.C. are all looking to step down for awhile. Maybe we all could go!



Think about running for a C.P.C.C. Officer position this year and bring your thoughts and ideas to our next meeting at Corvair Day.

PAWS PRESENTS —

The Fast and Furriest

SECOND ANNUAL CAR, TRUCK, MOTORCYCLE SHOW



- *Date: September 11, 2016
- *Location: AACA Auto Museum
161 Museum Drive on Route 39
Hershey PA
- *26 Class Trophies Awarded
- *Dash Plaques for the first 200 registered vehicles
- *\$20.00 Preregistered & \$25.00 day of show
- *All preregistered vehicles have a chance to win a \$100 Gift card drawing
- *Preregister online at www.pawsofpa.org
- *Registration fee provides one free admission to the AACA Museum
- *Show Time is 9:00 AM to 3:00 PM
- *On site registration is 9:00 AM to 12:00

- *Door Prizes, 50/50, Raffles, and Silent Auctions
- *Special Exhibition, Race, and Custom Vehicles displays on the show field
- *DJ, food vendors, & Club Displays
- *Preregistration cutoff date is August 26, 2016
- *A Professional Model and Photographer will be on site for photos of you and your vehicle
- Prints will be posted and available for future purchase
- *Bring a donation for a dog or cat in our foster care program for a chance to win a special raffle item
- *PAWS, PO Box 855, Camp Hill, PA 17111
- Phone: (717) 957-8122 Box 5
- Email: CarShow@PAWSofPA.org

The Society for the Preservation of Animal Welfare and Safety "PAWS" is a 100% volunteer organization so all net proceeds will be used for the welfare of its animals, support of programs, and facilities operations for animal rescue activities in central Pennsylvania.



Greetings Fellow Car Enthusiasts

On behalf of PAWS animal welfare organization I am extending a personal invitation to your club members to participate in our 2nd annual outdoor charity car show. The date is September 11, 2016. (Patriots Day) and location is the beautiful grounds of the AACA Museum at Hershey PA. This year we are providing a professional photographer and model to produce classy images of participant vehicles. We will offer these images for web purchase within a week after the show. Additional show information is provided on the flyers included with this packet. With paid show participation of 4 or more club member vehicles, we can provide display space for your club at no charge. If you require display space contact me in advance of the show.

Car Show Classes:

- | | |
|---|--|
| <p><u>American Class-Cars</u></p> <ol style="list-style-type: none"> 1. Classic American Stock 2. Classic American Modified 3. Muscle Car Stock 4. Muscle Car Modified <p><u>Street Rod Class-All</u></p> <ol style="list-style-type: none"> 5. Street Rod to 1934 6. Street Rod 1935 to 1955 7. Street Rod 1956 to 1975 8. Street Rod 1976 to 2016 <p><u>Sports Car/Tuner Class-Cars</u></p> <ol style="list-style-type: none"> 9. American Sports Car/Tuner 10. European Sports Car/Tuner 11. Asian Sports Car/Tuner <p><u>Import Trucks</u></p> <ol style="list-style-type: none"> 12. Classic 13. Modern 14. Modified | <p><u>American Class-Trucks</u></p> <ol style="list-style-type: none"> 15. Classic American Stock 16. Classic American Modified 17. Modern Truck Stock 18. Modern Truck Modified <p><u>Motorcycle Class</u></p> <ol style="list-style-type: none"> 19. Classic 20. Modern 21. Modified <p><u>Exotic & Supercar Class-Cars</u></p> <ol style="list-style-type: none"> 22. American Exotic/Supercar 23. European Exotic/Supercar 24. Asian Exotic/Supercar <p><u>Special Interest Class-All</u></p> <ol style="list-style-type: none"> 25. Very Unique Car, Truck, Motorcycle or Other Entity |
|---|--|

Best of Show

26. Participants Choice of All Vehicles

Best Regards - Geary Sarno

glsarno@verizon.net (717)576-5988

WE PUT THE CART BEFORE THE HORSES—ON PURPOSE

Why does Corvair have its engine in the rear? In a car of this size and weight, rear engine design brings a great many benefits.

Proper weight distribution is one of them. Approximately 40% of Corvair's weight is on the front wheels with 60% on the rear ones—ideal weight distribution for this car. Another bonus from rear engine design is easier handling. You see, having a lighter load on the front wheels allows responsive, effortless steering without need for a power assist.

And when you apply the brakes, the load weight naturally shifts forward. This tends to equalize braking effort on all four wheels, to give you a smooth, even stop and more even brake wear.

Of course extra weight over the rear

wheels gives you better traction in mud, snow or sand, too.

Then, because the engine and transaxle unit (a compact combination of transmission and final drive gears) are in the rear, there's no transmission hump or driveshaft tunnel running the length of the car. So you enjoy a virtually flat floor, front and rear—no worries about who sits where, since all seating positions are roomy and comfortable. The rear engine leaves heat and sound behind as you drive, keeps the passenger compartment quiet and cool.

There were many good reasons for putting Corvair's engine in the rear. These are a few of them. Your Chevrolet dealer can give you quite a few more. . . . Chevrolet Division of General Motors, Detroit 2, Michigan.

Spyder equipment, wheel covers, radio and outside rearview mirror as shown optional at extra cost.

Tech Tip



Taken from "Heart of American Corvair Owners Association" newsletter of August 2014. Special thanks to Mike Dawson for this article.

Valve Guide and Rocker Arm Issues

Corvair engines were designed with a good valve guide, rocker-arm, pushrod combination, which racers usually improve on, but you will get good long term performance from the stock items with reasonable maintenance. The incidence of bad guides is not very common unless there is a maintenance problem or the guides are affected by one of the issues discussed below.

To begin with, most replacement valve lifters are not designed like the original Corvair lifters, which had a very deep pocket for the pushrod and a full one-turn adjustment that compensated for the Corvair engine's aluminum expansion. Most of the new lifters sold today will only tolerate a one-half turn and are shallow so that completely flat lifters with minimum adjustment can allow the pushrod to jump up on the ledge of the lifter (this would hold the valve open). Accurate valve adjustment is always very important but more so with replacement lifters. Remember that a lifter that is noisy cold but is quiet hot is not out of adjustment, it just required running for a while to pump back up – 10 to 15 minutes in some cases. A lifter that is quiet cold but noisy hot is out of adjustment and may contribute to some of the issues described later in this article.

Pressurized oil in the lifter galleries is metered through the valve lifter, travels up the pushrod and exits out of the pushrod end inside the valve cover. Since Corvair valve guides, valve stem ends and rocker arm ends are located above the end of the push rod, a hole in the side of the pushrod provides a spray of lubrication upwards through a hole in the rocker arm as the pushrod rotates. If you install your pushrods backwards you invite rapid wear on the above mentioned items. Also keep in mind that the pushrod guides have the holes cut at an angle and if you install them backwards they put a significant amount of pressure on the pushrod. The "U" stamped on the guide faces outwards.

Corvair valve guides are made of a cast iron alloy with aftermarket bronze guides available for extreme service.

Valve stem seals are installed on intake valves to limit oil being sucked in to the intake system, but no seals are used on exhaust valves. Lead in the gas used to lubricate the exhaust guides but they seem to survive reasonably well without it. As long as oiling in the valve cover is adequate and rocker-arms do not move off the center of the valve stem onto the edge, valve guides have a good life span. However, since most of our 50 year



Mike Dawson (HOCOA)

old cars were serviced by someone else early in their life it would be a good idea to pull valve covers and check the pushrod oiling, check the "U" on the pushrod guides and most important, check that the rocker arms are not sitting off on the side of the valve stem where they will cause valve guide failure from the sideways pressure. If you find one sitting on the edge of a valve stem, remove the rocker arm and check for an indentation at the valve end of the rocker arm and possibly a bad wear pattern on the ball and the socket – you can dress up minor issues on the end with a cutoff wheel and sandpaper. For deep wear areas or bad balls, you must replace the parts. Check for a bent pushrod and check the valve stem, if the rocker is off to the side the stem probably has a distinctive wear pattern on one side – again you can carefully dress up the end of the valve stem with a cutoff wheel so that it is square with the rocker. FC engines that have valve rotators installed can still have a valve stem with the entire edge rounded over from a bent pushrod or badly worn rocker arm.

A bad exhaust guide will mimic a clicking lifter – the exhaust gas fires down the valve stem and exits into the valve cover area. An attempt to adjust the lifter will result in no (or temporary) change in the noise and you will eventually hold the valve open once the lifter is tightened beyond its adjustment span. A bad guide will cook the oil on the valve spring (usually visible with the cover off) and will cause your fresh oil change to darken quickly. If you wind up with a valve job because of bad guides, obviously check all parts of the valve train before re-using them and check that the rocker arms are running true when the engine is back to running condition.

VP Ramblings



Submitted by John Johnson

As I sit here this evening, I am still in the afterglow of the Garage Tour Tom and Becky Zinn organized for the Club. I don't know how many adjectives I can use to describe the day. The one that comes to mind is: **WOW!!!** I am sure that is the sentiment shared by all who attended, even the stop at Tropical Treat was timed perfectly. A car show was scheduled, but we got there before the crowd and had our pick of seating. I did not even talk about the perfect weather or the stunning, scenic drive between the stops. Thank you Tom and Becky, I can't wait for your next outing. To recap the tour, we had 9 Corvairs and 24 members attending. We made quite a spectacle as we traveled the back roads around the Hanover area. We were a moving car show and I know we had spectators that enjoyed seeing our cars on the move. We got a thumbs-up and a huge smile from one local resident who was mowing his grass at the time. My thanks goes out to the people who so graciously opened their garages to us that day: Dale and Anne Geiman, Wayne Bollinger, and Ben and Judy Ditzler. What wonderful collections! I know it takes years to do what each of you have done; it shows your dedication and pride in your accomplishments for our hobby.

On an entirely different note, some of us attended the viewing and funeral of one of our long time members, Marie Zimmerman. She was the widow of Harold, who passed in 2012. When I first joined CPCC Harold and Marie Zimmerman were quite active. Harold had two Corvairs at the time, a '65 white 4 door and a '65 red convertible. Ron Hash now owns the 4 door and Dale Geiman bought the red convertible, later selling it to Jay Crist for his collection. Harold and Marie were long time drivers of Corvairs, dating back to when Harold bought them new from his local dealer. I think he bought one every year or two. The red convertible was a staple of our local parades, as well as Corvair Days. I remember the first one I attended was across from the York Galleria; Marie was in charge of the bake sale table. Any time I drove my Corvair around the community, I was told that I should get to know Harold and Marie for advice on maintaining my car cosmetically and see Ron Hash for help with the mechanicals. I am proud to say I used both resources over the years; in fact Ron did some work on the '65 for State Inspection this spring. I

am sure Harold and Marie are together again driving a Corvair. Rest peacefully my friends.

Once again shifting gears, I fulfilled one of my "bucket list" objectives; I attended the Mecum Auction in Harrisburg in July. What an experience! There were about 1000 cars for sale at the auction and I understand around 750+ sold over the 3 day extravaganza. Sandy and I attended the Thursday kick off so I could see how things would play out during the auction and also checked out the cars. Each day's cars were parked in a different area of the Farm Show complex. Each large area was labeled with the day the car(s) would be sold. I don't know if you are familiar with the Farm Show Complex, but it is HUGE. Mecum had several golf carts, with drivers, stationed around the rooms. You could use these at your convenience by just "hailing" the driver. All rides were free and you could travel on them as many times as you wished. I highly recommend using these guys to get around, otherwise, you have a lot of walking to do. When you entered the main entrance to the auction, you came to the room where the auction actually took place. This room was huge, I am guessing it covered 5+ acres. All the Saturday cars were in this room and these were the high end rides. All cars here started at 5 figures and many went well into 6 figures. The most expensive I saw was a 2006 Ford GT that was bid to \$250,000 and did not sell! I was a registered buyer, so Sandy and I could wander the entire area and then sit in the special seating area for the bidders. There was also an "extra special" area for the Gold Bidders. These are the guys who spent \$500 just for the admission ticket. The ticket is good for all Mecum Auctions, but since I only planned to go to Harrisburg, I just bought the standard, 3 day, bidders pass for \$150 which included an extra pass for a third person, otherwise the regular entrance fee is \$30 per day per person and you cannot bid. I am sure Sandy kept a constant eye on me just to make sure I did not raise my hand, not an easy thing to do with all the beautiful cars moving across the block. I would be remiss in not mentioning that there were 2 Corvairs at the auction. There was a '63 tan 4 door that sold for \$6000. It was a very nice car and well worth the money bid. The other was a '64 coupe. It was a black on black with a 4 speed. Again it was very nice, but not to the point where it "jumped" out at you. It was bid to \$7000, but did not sell. I felt the bid was in line with what the car was worth, but the owner would not sell. It may have sold later at the "Bid Goes On" table. While there on Thursday, I ran into RJ and his wife

VP Ramblings continued on Page 10

Solutions *(continued from page 5)*

It's my "favorite rag" syndrome. It has to happen sooner or later but one rag rises to the occasion by becoming the "anointed rag". It is the "go to" rag for checking oil, the last car wipe down before judging, cleaning glass, and cleaning grime. How it became "the rag" has mystical/psychosomatic ramifications too deep to discuss here. **No one** is getting my "favorite rag" so don't ask.

One rare but wonderful malady that might just happen to you or at least you heard about is the "I can't get my wife (significant other) to stop cleaning my Corvair". Trust me, if you can get a good documented case of an occurrence please share it. It is oft seen from afar, but can't be captured with documentation as no photos, no substantiated statements exist. This is like the mountain lion stories heard here in Northern PA where those cats are out there but are quite secretive as no one ever sees them. On good authority, a couple of the gold winners at the 2016 Convention had wives with this malady...lucky guys!

Ok, an easy one, "Ralph Nader killed the Corvair". Has anyone who owns a Corvair NOT heard of this one? The "expert" details the scenarios with many and varied facts but this is one of those that I am sick to death of hearing it. Run far and fast to avoid a mental hemorrhage when Mr. History starts "educating" you with the story. Please send in ideas on how to make them STOP. Electric shock treatment may prove useful here.

Strictly speaking this next mental situation has more to do with telepathy & affects all car owners - new, old, and classic. You fill your tank with gas knowing you just purchased the best deal and then drive ½ mile to find it for 20¢ less a gallon. You checked Gas Buddy what happened? Hey, call your congressman! Good luck with that, the psychology sciences has no idea how to help.

Finally, the best for last which is the infamous fan belt breaking, throwing, tangling Corvair eating disorder. This is sure to drive you to mental distress or even breakdown. Any real Corvair owner has changed a belt under strain (mine was on a dark road in the PA Wilds). It always lies to non Corvair owners that belts aren't really a problem. They're sort of like the wicked lie of, "What oil leaks?". Only your conscious can be your guide. See your psychiatrist for an appropriate solution with which you can live with. Claim doctor patient privilege if it helps relieve the tension of telling a little white lie.


Obviously there are plenty more but time and decorum prevent further comment.


YOU'RE INVITED

Gettysburg - Olde Getty Place

"Where Cars Meet ... So Kids Eat"

Saturday, September 24, 2016 8:00 AM – 3:00 PM





PACKARD

LOCATION: Downtown Gettysburg on W. High Street between Baltimore Street and S. Washington Street. (Please enter Car Show Registration area from S. Washington St. /W. High St.)


TRIBUTE: In memory of David English, beloved Gettysburg resident and noted Mid-Atlantic Packard Club Collector.

BENEFIT: Proceeds from the show will benefit Ruth's Harvest Gettysburg, a Community program that provides "Weekend Backpack Meals" to over 300 students.


VEHICLES: All vehicles, 25 years and older, are welcome. (Pre-Registered and Day of Show) No judging. People's Choice (Voting is open to all.) as follows:

AWARDS: 1st, 2nd, and 3rd Place will be given as follows:

- 1st** - \$ 150 Gift card to the Dobbin House Restaurant in Gettysburg
- 2nd** - \$ 100 Gift Card to the Blue and Gray Restaurant in Gettysburg
- 3rd** - \$50 Gift Card to the Pub Restaurant in Gettysburg.




HOSPITALITY: Registration Packet/Gift for all vehicles. Live music throughout the show. Free refreshments. Indoor/sit down meals available on site. (Benefits Ruth's Harvest) restrooms, and lounge available at Gettysburg United Methodist Church and St. Francis Church, which are at the show site.



SHOW VEHICLE DISPLAY BOOKLET: "Every vehicle has a story" ... who made it, who owns it... then & now, its special features, and why its preservation/restoration is significant. In this spirit, the Olde Getty Place Car Show will feature a "Show Vehicle Display Booklet", including all pre-registered vehicles. Owners are invited to submit one photo and a 200 word description of the vehicle, its owner(s), significance, etc. All publication information should be sent to: Olde Getty Place Car Show, 40 E. High St, Gettysburg, PA 17325, smcilwee@adamscha.org by noon on Wednesday, September 7th. Please note: This "Vehicle Booklet" will be gifted to all owners, guests, and viewers of the vehicles. Questions: Jay Zimmerman, show chair, 717-321-3149.

"What a way to show off your vehicle!"



OLDE GETTY PLACE CAR SHOW Registration Form
September 24, 2016
 \$8/vehicle – Pre-registration by September 7th
 \$10/Vehicle – Registration after September 8th and including September 24th

Owner's Name: _____

Address: _____


Phone: _____ Cell: _____ Email: _____

Vehicle: _____ Year _____ Make _____ Model _____

Yes, I will forward a photo and vehicle description for inclusion in the "Show Vehicle Description Booklet" to smcilwee@adamscha.org, by September 7th.

Enclosed is a check made payable to: Ruth's Harvest Gettysburg
 Mail this registration Form to: Olde Getty Place Car Show, 40 E. High St., Gettysburg, PA 17325
**If it rains, and show is cancelled, you are welcome to request a registration refund.*

SEPTEMBER



BIRTHDAYS

Look Who's Celebrating!

Paul Brown	17 TH
Curt Bonser	26 TH
Helen Jacoby	27 TH



Submitted by Joe Darinsig

Photo taken from NSRA Monthly Magazine "Street Scene" of August 2016. Show was held at York Fairgrounds June 3-5, 2016.

Article from magazine read: "Just when you think we have seen everything, we are pleasantly surprised by cars such as this '66 Yenko Stinger Corvair owned by Joe Darinsig. We spend a little more time looking over cars like Joe's, because you never know if you'll ever see one again."

VP Ramblings *Continued from Page 8*

from Hobby Car Corvettes. I am not sure if he bought anything. I did not go Friday, but did return Saturday with my brother, Bob, and my son, Micah. Saturday is the day the "big boys come out to play"!!! Lots of money to spend and lots of money spent. We had a great time.

I almost bid on a Ram pickup, but did not move fast enough and it was sold for just \$4000. Great buy for someone. There was also an '81 black Corvette that was nice and sold for \$10,000. Tempting, but I wasn't sure how I could hide it from Sandy. I posted some pictures on Facebook from the auction. I am already planning on going next year, this time on Friday and Saturday. Maybe we should plan on making this a "boys only" outing away from the restrictions of our practical-minded wives. Save your money boys!!! Before I end this article, I want to once again thank Tom and Becky Zinn for hosting a great outing for the Club in June. Where are we going next Tom and Becky? My Corvair is ready to follow you anywhere.

Corvair **Cooks** Corner



BLUEBERRY SOUR CREAM COFFEE CAKE

Submitted by Sandy Johnson

Ingredients:

- 1 cup butter, softened
- 2 cups white sugar
- 2 eggs
- 1 cup sour cream
- 1 teaspoon vanilla extract
- 1 5/8 cups all-purpose flour
- 1 teaspoon baking powder
- 1/4 teaspoon salt
- 1 cup fresh or frozen blueberries
- 1/2 cup brown sugar
- 1 teaspoon ground cinnamon
- 1/2 cup pecans
- 1 tablespoon confectioners' sugar *(for dusting)*

Directions:

1. Preheat oven to 350°. Grease and flour 9" Bundt pan.
2. In a large bowl, cream together the butter and sugar until light and fluffy. Beat in the eggs, one at a time, then stir in the sour cream and vanilla. Combine the flour, baking powder, and salt; stir into the batter just until blended. Fold in blueberries.
3. Spoon half of the batter into the prepared pan. In a small bowl, stir together the brown sugar, cinnamon, and pecans. Sprinkle half of mixture over the batter in the pan. Spoon remaining batter over the top, and then sprinkle the remaining pecan mixture over. Use a knife to swirl the sugar layer into the cake.
4. Bake for 55-60 minutes in the preheated oven, or until a knife inserted into the crown of the cake comes out clean. Cool in the pan over a wire rack. Invert onto a serving plate, and tap firmly to remove from the pan. Dust with confectioners' sugar just before serving.





(Submitted by Curt Bonser)

FALL COVERED BRIDGE TOUR OCTOBER 22, 2016



Hello, our Corvair Club is going to tour a few covered bridges in Perry County on October 22ND.

We will meet at Curt and Jane Bonser's house between 10:15 a.m. and 10:45 a.m. Plan to pull out at 10:46 a.m. Below are directions to our house from US 15. We live in a retirement community, Bethany Village. I think we will be back in Mechanicsburg by 3:00 p.m. or 3:30 p.m. in time to get home before the moon rises and deer are running across the roads.

Please let me know no later than October 1ST if you are coming. Our lunch reservations at the restaurant requires a head count on how many will be eating. Please contact us at: (Home) 717-766-7372, (Curt's Cell) 405-822-0165, (Jane's Cell) 405-822-0164, or email: cjbonser@sbcglobal.net.

DIRECTIONS TO CURT AND JANE'S HOUSE: (Starting point of the Covered Bridge Tour)

The directions below are from the US-15 exit at the ROSSMOYNE/WESLEY (Wesley/Rossmoyne) exit:

- **Coming FROM the NORTH:** Wesley/Rossmoyne exit is the Third exit south of I-581 on US-15, Take the Wesley/Rossmoyne exit, keep right on to Wesley Dr. Turn right at the third traffic light. About 100 ft. after the right turn into Asbury Bethany Village, turn left, this will look like you are turning left into a parking lot, but it is a street. Go past the second stop sign, turn right onto Albright Dr. Our house is the third house on the right, 511 Albright Drive, Mechanicsburg, PA, 17055.
- **Coming FROM the SOUTH:** on Rte. 15, Wesley/Rossmoyne exit is the first exit past the PA. Turnpike (1/2 mile) while traveling north on US-15. Exit off US-15 at the Rossmoyne/Wesley exit. Turn left on to Wesley Drive, at the fourth traffic light turn right. The right turn at the fourth light goes into the east side of Asbury Bethany Village retirement community. About 100 ft. after the right turn into Asbury Bethany Village, turn left (this will look like you are turning into a parking lot, but it is a street. Go past the second stop sign, turn right onto Albright Dr. Our house is the third house on the right, 511 Albright Dr., Mechanicsburg, PA 17055.

BRIEF DESCRIPTION OF THE TOUR:

1) Landisburg ... Kennedy Valley Bridge/Rice Bridge *36 minutes, 23 miles (time and mileage source from AAA)*

- * Stop at Silver Spring Church Cemetery, no Corvairs six feet under. Just a quick stop for history sake.
- * Village Square Dinner for lunch stop...Shermans Dale, PA.
- * Rice Covered Bridge. Built by Zackery Rice in 1869...reconstructed 2003...132 ft. x 18 ft. with 2-inch planking 16 ft. long. Window openings are Burr arch truss and queen post truss construction.

2) Waggoner's Covered Bridge *9 minutes, 5.5 miles*

- * Built by Joseph D. Lightner in 1889. 84 ft. x 17 ft. with planking 15 ft. x 3 inches. Burr Arch truss construction.
- * Waggoner's bridge will be on the RIGHT JUST AS WE CROSS A BRIDGE ON THE STATE HIGHWAY. This is not a safe bridge stop for us due to restricted view when returning to the state highway.

3) Cisna Mill Covered Bridge/Adair's Bridge *6 minutes, 3.6 miles*

- * Builder unknown, built in 1864 and the oldest Covered Bridge in Perry County. 150 ft. x 14 ft. with 3 inch planking laid cross wise. In 1919 it was steel I-beam reinforced. Burr Arch Truss construction.

4) Brooks Bridge/Kauffman's Bridge *11 minutes 6.7 miles (will drive through Blane, PA)*

- * Builder unknown, built in 1883, demolished in 2003, a replica rebuilt 2004. 70 ft. x 17 ft. planking; 14 ft. x 2 inches steel I-Beam reinforced. Burr Arch construction and King Post in original construction.

5) New Germantown Bridge *6 minutes 3.1 miles (Jackson, PA, 3003 route, left)*

- * Built by John W. Fry in 1891. 74 ft. x 12 ft. with planking 2 inches by 16 ft. Multiple King post, and Queen post trusses.

NOTE: We will stop in Blane, PA. at the Blane Family Restaurant for a rest stop and ice cream (regular cones and waffle cones). They only have hard ice cream. Rest room facilities available.

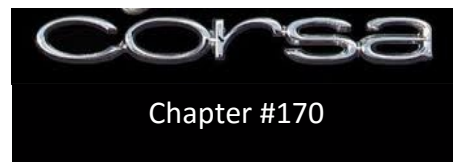
Central Pennsylvania Corvair Club

The Central Pennsylvania Corvair Club (C.P.C.C.) is a non-profit organization dedicated to the preservation of the Corvair and Corvair powered vehicles. We provide knowledge about the Corvair to our members and other car enthusiasts, as well as hold monthly meetings, events, and social gatherings for the enjoyment of our members.

C.P.C.C. is Chapter #170 of the Corvair Society of America (CORSA). Dues for C.P.C.C. are \$16.00 per year or two years for \$30.00, which must be sent in the form of a check or money order payable to "C.P.C.C." and mailed to C.P.C.C. Treasurer, Sandra Holmes, 1511 Hicks Drive, Dauphin, PA 17018. It is suggested that C.P.C.C. members also become members of CORSA, the national organization. CORSA dues are \$45.00 per year. Dues may be sent to CORSA, P.O. Box 607, Lemont, IL 60439-0607 or online at <http://members.corvair.org>.

Newsletter submissions should be sent to the Newsletter Editor, Carol Trimper at lcl@pa.net. Mailing address is 30 Wheaton Drive, Littlestown, PA 17340.

All other club inquiries should be directed to the C.P.C.C. Secretary, Earl Holmes, 1511 Hicks Drive, Dauphin, PA 17018.



The Four Wheel Independent
30 Wheaton Drive
Littlestown, PA 17340